

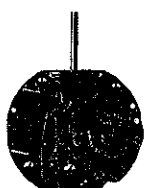
**SEIKO**

**QUARTZ**

**Cal. 4326A**

**PARTS LIST**

# Cal. 4326A



131 074



154 004



195 002



231 026



241 034



261 221



270 004



271 027



282 028



354 041



354 043



372 003



373 250



☆383 026



384 013



385 007



388 013



391 011



396 006



397 017



499 003



556 011



701 005



706 004



☆801 043



802 015



803 003



808 018



810 008



817 011



868 009



☆870 298



873 013



☆884 091



963 006



4001 089



4002 009



4146 006



☆4225 012



☆4242 071



4259 003



4270 020



011 541



SEIKO SB-D1



012 354



012 417



012 443



012 444



012 448



012 752



012 774



012 775



012 923



017 074



017 075



017 076



017 079



017 503



017 714



017 924

2/1

# Cal. 4326A

## Characteristics

Casing diameter :  $\phi$  18.00 mm  
 Maximum height : 4.24 mm  
 Jewels : 2 j  
 Frequency of quartz crystal oscillator : 32,768 Hz (Hz=Hertz . . . . Cycles per second)  
 Driving system : Step motor system (2 poles)  
 Regulation system : Trimmer condenser  
 Second setting device  
 Calendar (day & date)  
 Instant setting device for day & date calendar  
 Bilingual change-over system for day of the week  
 Battery life indicator : Second hand moves in two-second interval.

PART NO.	PART NAME	PART NO.	PART NAME
131 074	Third wheel bridge	4270 020	Battery connection
154 004	Fifth wheel bridge	011 541	Upper hole jewel for step rotor
195 002	Calendar plate	011 541	Lower hole jewel for step rotor
231 026	Third wheel & pinion	012 354	Setting lever spring screw
241 034	Fourth wheel & pinion	012 417	Third wheel bridge screw
261 221	Minute wheel	012 443	Circuit block screw A (screw for holding spring for battery, screw for plus terminal of battery connection)
270 004	Center minute wheel	012 444	Calendar plate screw
271 027	Hour wheel	012 448	Back plate (anti-magnetic) screw
282 028	Clutch wheel	012 752	Fifth wheel bridge screw
354 041	Winding stem (12.89 mm)	012 774	Date driving wheel screw
354 043	Winding stem (17.89 mm)	012 774	Date dial guard screw
372 003	Joint stem (movement portion)	012 775	Circuit block screw B
373 250	Joint stem (crown portion)	012 923	Stopper screw for third wheel bridge
☆383 026	Setting lever	017 074	Stopper tube for circuit block
☆383 027		017 075	Tube for third wheel bridge screw
☆383 034		017 076	Tube for circuit block screw A
384 013	Yoke (Clutch lever)	017 079	Tube for circuit block screw B
385 007	Yoke spring (Clutch lever spring)	017 503	Spacer for circuit block
388 013	Setting lever spring	017 714	Lower bush for fifth wheel
391 011	Second setting lever	017 924	Eccentric dial pin
396 006	Friction spring for fourth wheel & pinion	SEIKO SB-D1	Silver oxide battery
397 017	Lever for unlocking stem	U.C.C.384	Silver oxide battery
499 003	Day finger ring	U.C.C.392	
556 011	Date finger		
701 005	Fifth wheel		
706 004	Sixth wheel & pinion		
☆801 043	Date dial		
☆801 044			
☆801 045			
☆801 047			
802 015	Date driving wheel		
803 003	Setting wheel lever complete		
808 018	Date dial guard		
810 008	Date jumper		
817 011	Intermediate date wheel		
868 009	Day finger		
☆870 298	Day star with dial disk		
873 013	Day jumper		
☆884 091	Holding ring for dial		
963 006	Snap for day star with dial disk		
4001 089	Circuit block		
4002 009	Coil block		
4146 006	Step rotor		
☆4225 012	Holding spring for battery		
☆4242 071	Plus terminal of battery connection		
4259 003	Back plate (anti-magnetic)		

☆⇨ Please see remarks on the reverse page.

Part numbers in light letters are not shown in photos.

# Cal. 4326A

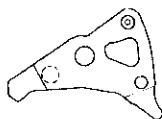
## Remarks :

### Setting lever

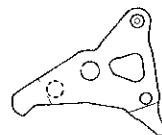
☆383 026 }  
☆383 027 } ..... There are three types of setting levers. Select the suitable setting lever by referring  
☆383 034 } ..... to the shapes in the lower diagram.



☆383 026



☆383 027



☆383 034

If the combination of the setting lever and case is unknown, check the case number and refer to "SEIKO Quartz Casing Parts List" to choose an appropriate setting lever.

### Date dial

☆801 043(Black figures on white background).....Used when both the crown and the calendar frame are located at **3** o'clock position.

☆801 044(Black figures on white background).....Used when the crown is located at **3** o'clock and the calendar frame at **6** o'clock position.

☆801 045(White figures on black background).....Used when both the crown and the calendar frame are located at **3** o'clock position.

☆801 047(White figures on black background).....Used when the crown is located at **3** o'clock and the calendar frame at **6** o'clock position.

### Day star with dial disk

☆870 298(English ↔ Spanish, black figures on white background).....Used when both the crown and the calendar frame are located at **3** o'clock position.

### Holding ring for dial

The type of a holding ring for dial is determined based on the design of cases and dials. Check the case number and refer to "SEIKO Quartz Casing Parts List" to choose an appropriate holding ring for dial.

### Holding spring for battery

☆4225 012.....Used only for case without battery hatch.

### Plus terminal of battery connection

☆4242 071.....Used only for case with battery hatch.