






Calibre	 Bloc dessus	 Bloc dessous	 Ressort	 Contre-pivot	 Châton empierré
KIF 1					
50	1-2162 ø 12 .21	1-2102 ø 12 .23	1-2	515	302 ø 12
54	1-4110 ø 12 .31	1-41 ø 12 .33	1-4	517	304 ø 12
55	1-4110 ø 12 .31	1-41 ø 12 .33	1-4	517	304 ø 12
1050	1-4151 ø 12 .21	1-41 ø 12 .23	1-4	517	304 ø 12
1052	1-3553 ø 11 .41	1-35 ø 11 .23	1-3	516	303 ø 11
KIF 3					
1000 SOR	3-4451 ø 10 .22	3-4401 ø 10 .23	3-3	516	303 ø 10
KIF 4					
1000 SOR	4-4451 ø 10 .22	4-4401 ø 10 .23	4-3	516	303 ø 10
KIF 7					
54	7-4110 ø 12 .21	7-41 ø 12 .23			
55	7-4110 ø 12 .21	7-41 ø 12 .23			