
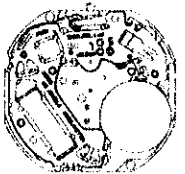
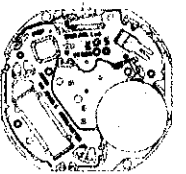


SERVICE GUIDE CAL. V535A, V536A, V539A

1. SPECIFICATIONS

Cal.		V535A	V536A	V539A
Item				
Movement		 (x 1.0)	 (x 1.0)	 (x 1.0)
Movement size	Outside diameter	φ24.0mm 21.3mm between 3 o'clock and 9 o'clock sides 22.5mm between 6 o'clock and 12 o'clock sides		
	Casing diameter	φ23.3mm 21.3mm between 3 o'clock and 9 o'clock sides 22.5mm between 6 o'clock and 12 o'clock sides		
	Height	3.74mm	3.47mm	3.74mm
Time indication		3 hands	4 hands	3 hands
Additional mechanism		<ul style="list-style-type: none"> • 24-hour dial disk 	<ul style="list-style-type: none"> • 24-hour hand • Date calendar • Instant calendar (date) setting device 	<ul style="list-style-type: none"> • Indicator dial disk • Date calendar • Instant calendar (date) setting device
Loss/gain		Monthly rate at normal temperature range: less than 30 seconds		
Regulation system		Nil		
Measuring gate by Quartz Tester		Any gate can be used.		
Battery		SEIKO SR927SW, Maxell SR927SW, SONY SR927SW, EVEREADY 395 Voltage: 1.55V Battery life is approximately 3 years.		
Jewels		0 jewel		

The specifications for Cal. V535A, V536A and V539A are basically common with those for Cal. V533A. For detailed information, please refer to the "SERVICE GUIDE CAL. V53 SERIES".

2. REMARKS ON AFTER-SALES SERVICING

- Individual movement parts except 24-hour dial disk and indicator dial disk cannot be replaced, and therefore replace the whole movement with a new one if it is found to be out of order.
- Except the models with one-piece type case, winding stem is available for supply. The type of winding stem is determined based on the design of case and dial. Check the case number and refer to "Casing Parts Catalogue" to choose a corresponding winding stem.

- For the models with one-piece type case, replace the watch complete with a new one.
- For other specifications, please refer to the "SERVICE GUIDE CAL. V53 SERIES".

3. VALUE CHECKING

- Current consumption

Use the SEIKO Digital Multi Tester S-840A (with Multi Adaptor MA-40A).

Range to be used: μ A	Result:
Red probe Battery connection (+)	For the whole of the movement Less than 2.2 μ A
Black probe Battery connection (-)	