


SEIKO

QUARTZ

Cal. 9022A

**PARTS
CATALOGUE**

Cal. 9022A



122 856



125 854



☆221 848



231 855



☆241 848



261 856



☆271 848



281 856



282 858



☆354 856



383 855



384 856



389 855



391 856



491 840



604 854




701 855



737 855



766 855



☆801 543




802 855



808 855



810 855



☆884 985



962 855



986 855



4001 851



4002 855



4050 884



4146 855



4216 858



4239 855



4259 855



4270 856



4271 855



4408 856



4450 855



☆Maxell SR916SW



022 436



022 754

3/1

Cal. 9022A

Characteristics

Casing diameter : ϕ 23.3 mm
 Maximum height : 2.2 mm
 Jewels : 5 j
 Frequency of quartz crystal oscillator : 32,768 Hz (Hz=Hertz Cycles per second)
 Driving system : Step motor (2 poles)
 Regulation system: Rotary step switch
 Train wheel setting
 Calendar (Date)
 Instant setting device for date calendar

PART NO.	PART NAME	PART NO.	PART NAME
122 856	Center wheel bridge	022 436	Setting wheel plate complete screw
125 854	Train wheel bridge	022 436	Train wheel bridge screw
☆221 848	Center wheel & pinion	022 754	Date dial guard screw
☆221 857		023 340	Date corrector wheel rocking lever pin
231 855	Third wheel & pinion	023 377	Date dial guard tube
☆241 848	Fourth wheel & pinion	027 127	Tube for setting wheel plate complete screw
☆241 857			
261 856	Minute wheel	027 134	Tube for train wheel bridge
☆271 848	Hour wheel	☆027 145	Tube for circuit bridge (A)
☆271 857		☆027 157	Tube for circuit bridge (B)
281 856	Setting wheel	027 745	Train wheel setting lever pin
282 858	Clutch wheel	027 746	Yoke pin
☆354 856	Winding stem	027 747	Regulating switch lever pin
383 855	Setting lever	027 750	Setting lever pin
384 856	Yoke	☆Maxell SR916SW	Silver oxide battery
389 855	Setting lever spring	☆SEIKO TR916SW	Silver (II) oxide battery
391 856	Train wheel setting lever		
491 840	Dial washer		
604 854	Setting wheel plate complete		
701 855	Fifth wheel & pinion		
737 855	Date corrector setting wheel		
766 855	Intermediate minute wheel		
☆801 543	Date dial		
802 855	Date driving wheel		
808 855	Date dial guard		
810 855	Date jumper		
☆884 985	Holding ring for dial		
962 855	Intermediate wheel for calendar correction		
986 855	Date corrector wheel rocking lever		
4001 851	Circuit block		
4002 855	Coil block		
4050 884	Circuit bridge plate		
4146 855	Step rotor		
4216 858	Insulator for battery		
4239 855	Rotor stator		
4259 855	Anti-magnetic shield plate		
4270 856	Battery connection (-)		
4271 855	Battery connection (+)		
4408 856	Circuit block spacer		
4450 855	Regulating switch lever		
011 568	Upper hole jewel for step rotor		
011 570	Lower hole jewel for step rotor		
011 570	Upper hole jewel for third wheel		
011 570	Upper hole jewel for fourth wheel		
011 570	Upper hole jewel for fifth wheel		
022 436	Circuit bridge plate screw		

☆⇨ Please see remarks on the reverse page.
 Part numbers in light letters are not shown in photos.

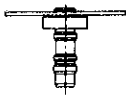


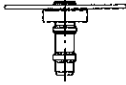


Cal. 9022A

Remarks :

Center wheel & pinion, Fourth wheel & pinion, Hour wheel

There are two different types as specified below.

Combination :

Type	Center wheel & pinion	Fourth wheel & pinion	Hour wheel
a	 ☆221 848	 ☆241 848	 ☆271 848
b	 ☆221 857	 ☆241 857	 ☆271 857

Winding stem

- ☆354 856.....Refer to the photograph on the front page.
 If the combination of the winding stem and case is unknown, check the case number and refer to "SEIKO Quartz Casing Parts Catalogue" to choose a corresponding winding stem.

Holding ring for dial

- ☆884 985.....The type of holding ring for dial is determined based on the design of cases and dials. Check the case number and refer to "SEIKO Quartz Casing Parts Catalogue" to choose an appropriate holding ring for dial.

Date dial

- ☆801 543 (Black figures on white background) } Used when both the crown and the calendar frame are located at 3 o'clock position.
 ☆801 547 (Black figures on gold background) }
 ☆801 544 (Black figures on white background) } Used when the crown is located at 3 o'clock position and the calendar frame 6 o'clock position.
 ☆801 545 (Black figures on gold background) }

If any other type of date dial is required, specify ① Cal. No. ② The crown position ③ The calendar frame position ④ Dial No. and ⑤ Color of date dial.

Tube for train wheel bridge

- ☆027 145 } Refer to the illustration below for the position of Tube for train wheel bridge.
 ☆027 157 }



☆027 145



☆027 157

Battery

- ☆Maxell SR916SW } The substitutive battery might be added to the applied battery in the future. In that case, please refer to separate "BATTERY LIST FOR SEIKO QUARTZ WATCHES".
 ☆SEIKO TR916SW }
- Note that SEIKO battery is marked with "SEIZAIKEN" on its (+) side.