

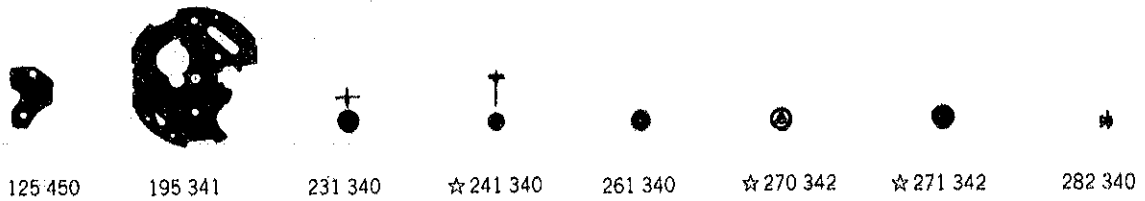
SEIKO

QUARTZ

Cal. 8523A

**PARTS
CATALOGUE**

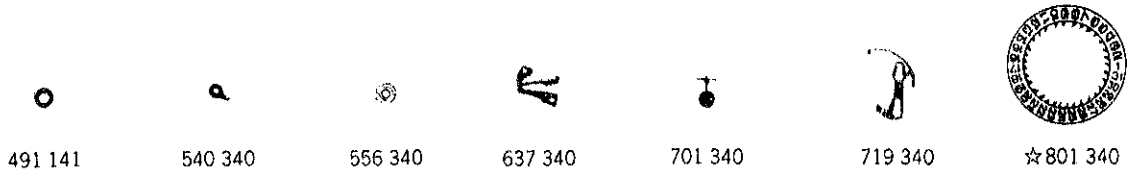
Cal. 8523A



125 450 195 341 231 340 ☆241 340 261 340 ☆270 342 ☆271 342 282 340



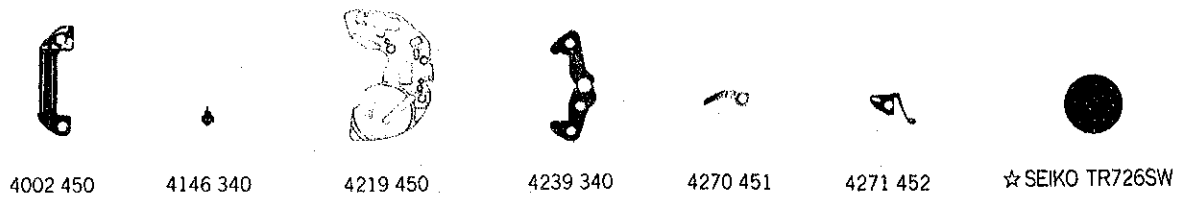
☆354 455 383 340 384 340 389 340 391 340 426 340 ☆470 441



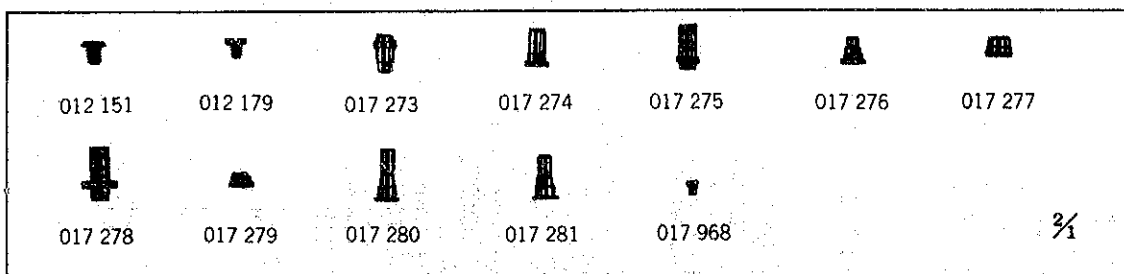
491 141 540 340 556 340 637 340 701 340 719 340 ☆801 340



802 340 808 340 810 340 817 340 ☆884 342 963 340 4001 371



4002 450 4146 340 4219 450 4239 340 4270 451 4271 452 ☆SEIKO TR726SW



012 151 012 179 017 273 017 274 017 275 017 276 017 277

017 278 017 279 017 280 017 281 017 968 $\frac{3}{1}$

Cal. 8523A

Characteristics

Casing diameter : ϕ 17.6 mm
 Maximum height : 3.8 mm without battery
 Jewels : 2 j
 Frequency of quartz crystal oscillator : 32,768 Hz (Hz=Hertz Cycles per second)
 Driving system : Step motor (2 poles)
 Regulation system : Trimmer condenser
 Train wheel setting
 Calendar (Day and Date)
 Instant setting device for day and date calendar
 Bilingual change over system
 Battery life indicator : The second hand moves in two-second interval.

PART NO.	PART NAME	PART NO.	PART NAME
125 450	Train wheel bridge	012 179	Setting lever axle spring screw
195 341	Calendar plate	012 179	Date dial guard screw
231 340	Third wheel & pinion	012 179	Date driving wheel screw
☆241 340	Fourth wheel & pinion	017 273	Tube for train wheel bridge (A)
☆241 341		017 274	Tube for circuit block screw (A)
☆241 457		017 275	Tube for circuit block screw (B)
261 340	Minute wheel	017 276	Tube for date dial guard screw (A)
☆270 342	Center minute wheel & Cannon pinion	017 277	Tube for yoke screw
☆270 343		017 278	Tube for train wheel bridge (B)
☆270 452		017 279	Tube for date dial guard screw (B)
☆271 342	Hour wheel	017 280	Tube for circuit block screw (C)
☆271 343		017 281	Tube for coil block screw
☆271 452		017 968	Tube for intermediate wheel (with lower hole jewel for step rotor)
282 340	Clutch wheel	☆SEIKO TR726SW	Silver (II) oxide battery
☆354 455	Winding stem	☆SEIKO SB-DL	
383 340	Setting lever	☆Maxell SR726SW	Silver oxide battery
384 340	Yoke (Clutch lever)	☆U.C.C. 397	
389 340	Setting lever axle spring	☆Toshiba SR726SW	
391 340	Train wheel setting lever		
426 340	Train wheel bridge support		
☆470 441	Day star with dial disk		
491 141	Dial washer		
540 340	Dial leg holder		
556 340	Date finger		
637 340	Stem setting spring		
701 340	Fifth wheel & pinion		
719 340	Day corrector		
☆801 106	Date dial		
☆801 340			
802 340	Date driving wheel		
808 340	Date dial guard		
810 340	Date jumper		
817 340	Intermediate date wheel		
☆884 135	Holding ring for dial		
☆884 342			
963 340	Snap for day star with dial disk		
4001 371	Circuit block		
4002 450	Coil block		
4146 340	Step rotor		
4219 450	Battery connection insulator		
4239 340	Rotor stator		
4270 451	Battery connection (-)		
4271 452	Battery connection (+)		
011 541	Upper hole jewel for step rotor		
012 151	Train wheel bridge screw		
012 151	Circuit block screw		
012 151	Coil block screw		







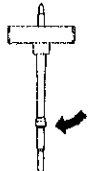


☆⇨ Please see remarks on the reverse page.
 Part numbers in light letters are not shown in photos.

Cal. 8523A

Remarks : Fourth wheel & pinion, Center minute wheel & cannon pinion, Hour wheel

There are three different types as specified below.

Combination :

Type	Fourth wheel & pinion	Center minute wheel & cannon pinion	Hour wheel
a	 ☆241 340	 ☆270 342	Silver  ☆271 342
*b	 ☆241 457	 ☆270 452	Gold  ☆271 452
c	 ☆241 341	 ☆270 343	Silver  ☆271 343

* As of this printing the Type b combination is not used. However it may be employed in the future with certain case designs.

Winding stem

☆354 455.....Refer to the photograph on the front page.

If the combination of the winding stem and case is unknown, check the case number and refer to "SEIKO Quartz Casing Parts Catalogue" to choose a corresponding winding stem.

Day star with dial disk

☆470 441 (English-Spanish, black figures on white background).....Used when both the crown and the calendar frame are located at 3 o'clock position.

If any other type of day star with dial disk is required, specify the number printed on the disk.

Date dial

☆801 106 (Black figures on white background).....Used when the crown is located at 3 o'clock and the calendar frame at 6 o'clock position.

☆801 340 (Black figures on white background)
☆801 341 (White figures on black background)
☆801 342 (Black figures on gold background) } Used when both the crown and the calendar frame are located at 3 o'clock position.

If any other type of date dial is required, specify ① Cal. No. ② The crown position ③ The calendar frame position and ④ Dial No.

Holding ring for dial

☆884 135 } The type of a holding ring for dial is determined based on the design of cases.
☆884 342 } If the shape of holding ring for dial is different from the photograph, check the case number and refer to "SEIKO Quartz Casing Parts Catalogue" to choose a corresponding holding ring for dial.

Battery

☆SEIKO TR726SW }
☆SEIKO SB-DL } The substitutive battery might be added to the applied battery in the future.
☆Maxell SR726SW } In that case, please refer to separate "BATTERY LIST FOR SEIKO
☆U.C.C. 397 } QUARTZ WATCHES".
☆Toshiba SR726SW } Note that SEIKO battery is marked with "SEIZAIKEN" on its (+) side.