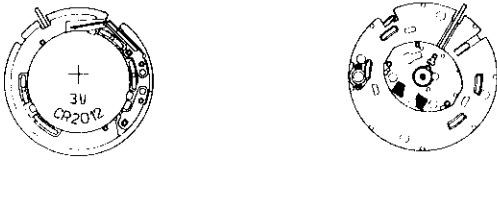


PARTS CATALOGUE/ TECHNICAL GUIDE

Cal. 7G21A

[SPECIFICATIONS]

Item		Cal. No.	7G21A
Movement			
Movement size	Outside diameter	15.5 mm between 6 o'clock and 12 o'clock sides 13.0 mm between 3 o'clock and 9 o'clock sides	
	Casing diameter	15.0 mm between 6 o'clock and 12 o'clock sides	
	Height	2.2 mm	
	Bulb unit's outside diameter	φ29.1 mm	
	Height including bulb unit	3.9 mm	
Time indication		3 hands	
Driving system		Step motor (Load compensated driving pulse type)	
Additional mechanism		<ul style="list-style-type: none"> • Electronic circuit reset switch • Train wheel setting device • Battery life indicator (for watch) • Illumination by LED 	
Loss/gain		Monthly rate at normal temperature range: less than 20 seconds	
Regulation system		Nil	
Measuring gate by quartz tester		Use 10-second gate.	
Battery	For watch	SEIKO SR521SW, Maxell SR521SW, SONY SR521SW Battery life is approximately 2 years. Voltage: 1.55V	
	For bulb	Matsushita CR-2012 Battery life is approximately 2 years. Voltage: 3.0V	
Jewels		0 jewels	

PARTS CATALOGUE

Cal. 7G21A

Disassembling procedure Figs.: ① → ③④

Reassembling procedure Figs.: ③④ → ①

Lubricating: Types of oil

● Moebius A

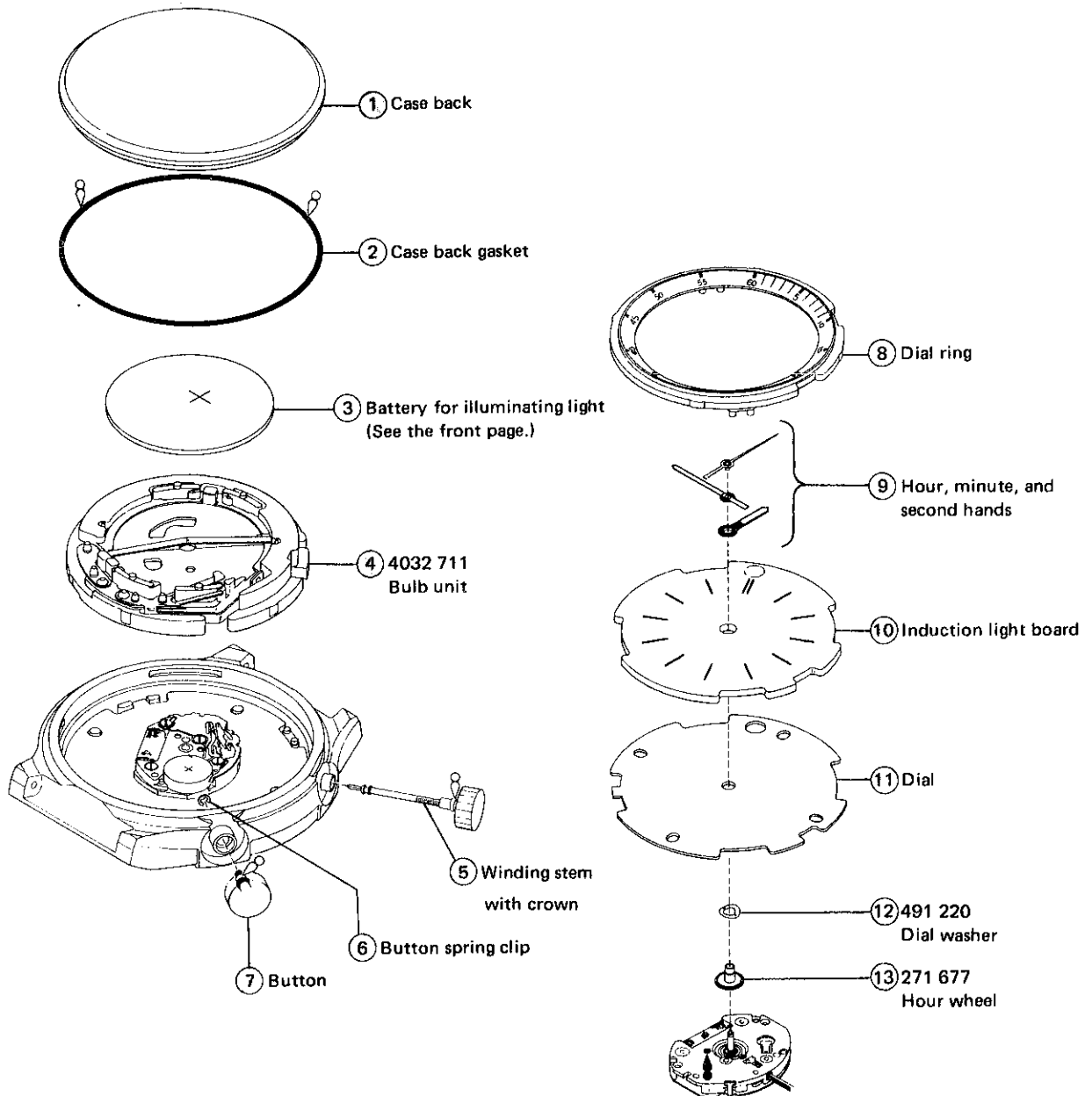
○ SEIKO Watch Oil S-6

○ Silicone oil 500,000 c.s.

Oil quantity

○ Normal quantity

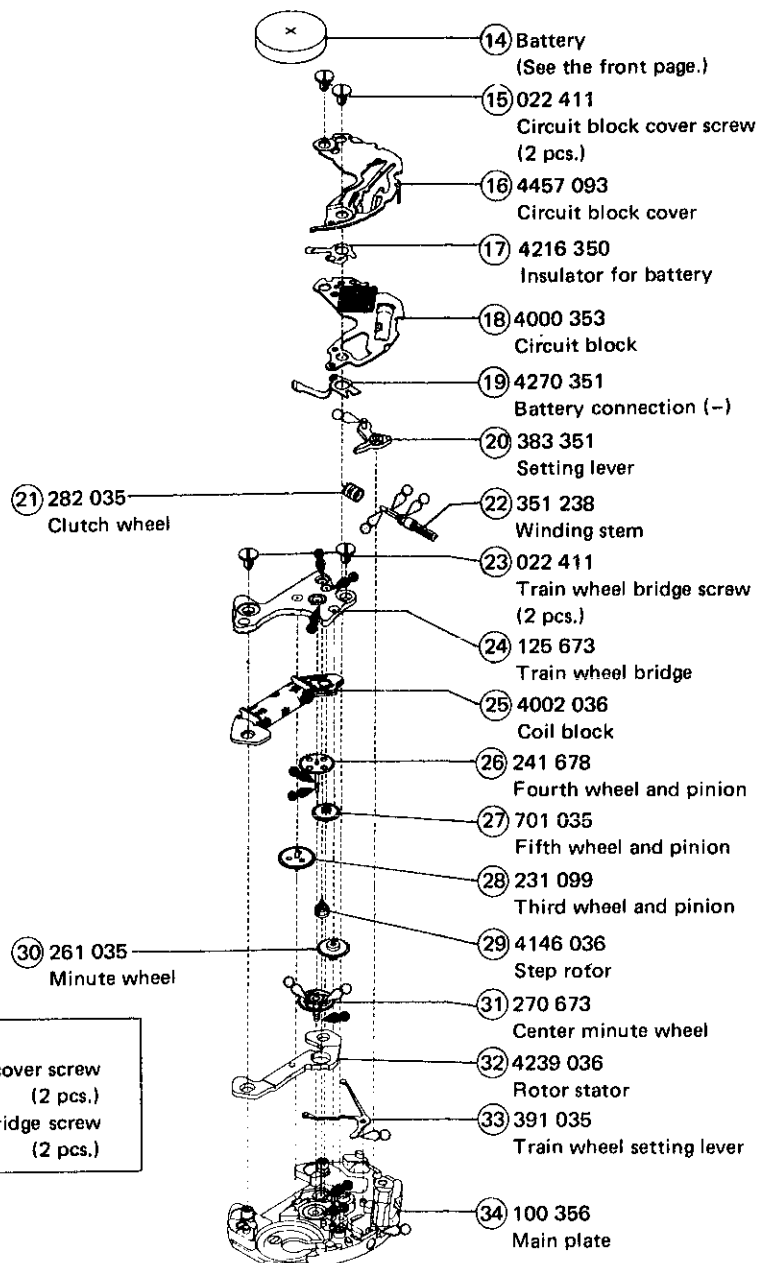
○ Extremely small




○ → Please see the remarks on the following pages.

PARTS CATALOGUE

Cal. 7G21A



	022 411 Circuit block cover screw (2 pcs.)
	Train wheel bridge screw (2 pcs.)

Remarks:

① Case back

An insulating sheet is pasted on the inside surface of the case back. When ordering additional pieces to replace the case back with a new one for damage, contamination, etc., please specify its code number as 4216 710.

④ Bulb unit

Part code	Color of light
4032 711	Red
4032 712	Yellow
4032 713	Green

The bulb unit differs, depending on the case design. Refer to "SEIKO Casing Parts Catalogue" to choose a corresponding bulb unit.

- Cal. 7G21A is basically the same in construction as Cal. 2Y01A except that the bulb unit is added to the former. For technical information on this caliber, therefore, refer to the "PARTS CATALOGUE/TECHNICAL GUIDE" for Cal. 2Y01A. Unlike Cal. 2Y01A, however, Cal. 2Y01A has no time regulation system.

- **Remarks on battery replacement**

- 1) Be sure to take out the bulb unit before replacing the battery for the watch.
- 2) When either of the batteries for the watch and for illuminating light has run down, we recommend that both be replaced with new ones at the same time.

VALUE CHECKING

- Coil block resistance

2.8k Ω ~ 3.2k Ω

- Current consumption

For the whole of the movement : less than 0.9 μ A

For the circuit block alone : less than 0.3 μ A

Remarks:

When the current consumption exceeds the standard value for the whole of the movement but is less than the standard value for the circuit block alone, overhaul and clean the movement parts and then measure current consumption for the whole of the movement again. The driving pulse generated to compensate a heavy load that may apply on the gear train, etc. is considered to cause excessive current consumption for the whole of the movement.