




Cal. 5245A


Characteristics


Casing diameter : 25.60 ϕ mm
 Maximum height : 3.95 mm
 Vibrations per hour : 28,800
 Automatic and auxiliary hand winding with sweep second
 Calendar (date)
 Spontaneous date change
 Instant date setting
 Second-setting device
 Micro-adjustor or outside micro-adjusting device
 "Diashock" Shock Resistant Device
 "Diafix" Oil Lubrication Device



112037



161009



171045



171046



201053



251021



310031



315017


387007


191010


509045


☆801021


808008

Catalog No.

Calibre No. 5245A		Jewels 25j	Style Name
⇨ Basic Calibre 5206A 23J Catalog No. 52-06-1			
PART NO.	LIST OF MATERIALS	PART NO.	LIST OF MATERIALS
112037	Barrel & train-wheel bridge	015531	Diafix lower hole jewel with frame for escape wheel
122006	Center wheel bridge	011221	Diafix lower cap jewel for escape wheel
161009	Pallet cock	015513	Diafix lower spring for escape wheel
171045	Balance cock	429001	Holding ring for second reduction wheel
	(for outside micro-adjusting device)	509045	Oscillating weight with ball-bearing
171045	Balance cock	511004	First reduction wheel
191010	Framework for automatic device	514003	Second reduction wheel
201053	Complete barrel with arbor & mainspring	531002	Differential wheel
224012	Center wheel & pinion with cannon pinion	848003	First reverser idler
225008	Cannon pinion	851002	Second reverser idler
231012	Third wheel & pinion	854002	Snap for reverser idler
241016	Fourth wheel & pinion	☆556005	Date finger
245006	Sweep second pinion	559003	Date cam
251021	Escape wheel & pinion	630003	Date cam jumper
261009	Minute wheel	631003	Date cam jumper spring
271012	Hour wheel	655003	Date cam jumper guard
281006	Setting wheel	☆ 801021	Date dial
282006	Clutch wheel	802006	Date driving wheel
283006	Winding pinion	808008	Date dial guard
285023	Ratchet wheel	809001	Date jumper guard
286003	Sliding crown wheel	810003	Date jumper
301012	Jewelled pallet fork & staff	817005	Intermediate date wheel
310031	Balance complete with stud	☆884018	Holding ring for dial
315017	Balance staff	☆884019	
331007	Roller with jewel	981001	Day-date corrector wheel rocker
341010	Regulator	012121	Stud screw
344002	Regulator adjusting device (for outside micro-adjusting device)	012284	Barrel & train-wheel bridge screw
344080	Regulator adjusting device	012284	Balance cock screw
345010	Stud holder	012285	Center wheel bridge screw
354026	Winding stem	012285	Pallet cock screw
361002	Second-setting lever spring	012354	Setting lever spring screw
363003	Sliding crown wheel spring	012513	Ratchet wheel screw
381007	Click	012672	Click screw
☆383012	Setting lever	012673	Friction spring screw for sweep second pinion
☆383013		012677	Outside micro-adjusting screw (for outside micro-adjusting device)
☆383014		012679	Micro-adjustor screw (for outside micro-adjusting device)
384009	Yoke (Clutch lever)	012726	Casing clamp screw
387007	Minute wheel bridge	012744	Framework screw for automatic device
388006	Setting lever spring	012754	Date cam jumper guard screw
390005	Setting lever axle	012754	Date dial guard screw
391006	Second-setting lever	012754	Date jumper guard screw
395003	Micro-adjustor	011398	Upper hole jewel for barrel
395004	Micro-adjustor (for outside micro-adjusting device)	011715	Upper hole jewel for center wheel
396003	Friction spring for sweep second pinion	011146	Lower hole jewel for center wheel
399007	Casing clamp	011540	Upper hole jewel for 3rd wheel
468001	Lower hole jewel with frame for pallet	011540	Lower hole jewel for 3rd wheel
014603	Diashock upper frame	011541	Lower hole jewel for 4th wheel
014604	Diashock lower frame	011546	Upper hole jewel for pallet
014605	Diashock hole jewel with frame	011151	Upper hole jewel for 1st reduction wheel
011221	Diashock cap jewel	011151	Lower hole jewel for 1st reduction wheel
014317	Diashock spring	011422	Upper hole jewel for differential wheel
015551	Diafix upper hole jewel with frame for 4th wheel	011157	Lower hole jewel for differential wheel
011221	Diafix upper cap jewel for 4th wheel		
014417	Diafix upper spring for 4th wheel		
015161	Diafix upper hole jewel with frame for escape wheel		
011221	Diafix upper cap jewel for escape wheel		
014417	Diafix upper spring for escape wheel		

— continued on next page —

(71-4)

☆ ⇨ Please see remarks on the next page.
 As for all other parts not shown here, please refer to the basic calibre
 (Cal. No. **5206A** 23J Catalog No. 52-06-1 Green page).

☆ ⇨ Please see remarks on the next page.
 Items in light letters are not shown in photos; those parts are interchangeable with the basic calibre
 (Cal. No. **5206A** 23J Catalog No. 52-06-1 Green page).

Calibre No.	5245A	Jewels	25 j	Style Name
⇨ Basic Calibre 5206A 23J Catalog No. 52-06-1				

PART NO.	LIST OF MATERIALS	PART NO.	LIST OF MATERIALS
— continued —			
013024	Tube for setting lever spring screw	013481	Second reduction wheel pin
013025	Tube for casing clamp screw	013934	Micro-adjustor pin (for micro-adjustor)
013026	Tube for day-date corrector wheel rocker (Tube for date jumper guard screw)	013975	Eccentric dial pin
013027	Tube for bridge screw		

Remarks :

Setting lever

There are three types of setting levers. They are used according to the structure of cases and the dial diameter. Select a suitable one by the following procedures referring to the shapes indicated in Fig. 1.

In case of a one-piece water-resistant case, if an incorrect setting lever for dial diameter is used, the winding stem cannot be pulled out or the movement cannot be set in the case.

Attention must be paid to this point. (Refer to Fig. 2, Example of suitable setting lever)

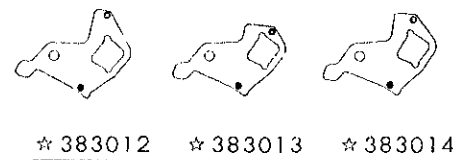
☆ 383012.....Used for one-piece water-resistant case with round dial of diameter 28.50 φ mm.

☆ 383013... { ① Used for one-piece water-resistant case with round dial of diameter 26.50 φ mm.
② Used for screw or snap back water-resistant case and non-water-resistant case.

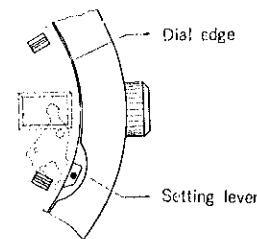
☆ 383014.....Used for one-piece water-resistant case with round dial of diameter 27.50 φ mm.

When the case is a square type water-resistant case or parts number of the setting lever is unknown or when ordering setting levers other than the above, specify ① Cal. No. ② number of jewels ③ dial No. and ④ case No.

(Fig. 1)



(Fig. 2)



(Example of suitable setting lever)
Tail of the setting lever is located between the dial and the case.

Date finger

☆ 556005.....Two different shapes in the same part number (interchangeable).



Date dial

☆ 801021.....Used when both the crown and the date frame are located at 3 o'clock.

If the date dial is required in any other type, specify ① Cal. No. ② number of jewels ③ the crown position ④ the date frame position and ⑤ the dial No.

Holding ring for dial

There are two types of holding ring for dial. These are identified according to the sectional shapes and the outside diameter (Refer to the diagram on the right).

If the parts number of the holding ring for dial is unknown or the sectional shape is different from the diagram on the right, specify ① Cal. No. ② number of jewels ③ dial No. and ④ case No.

