
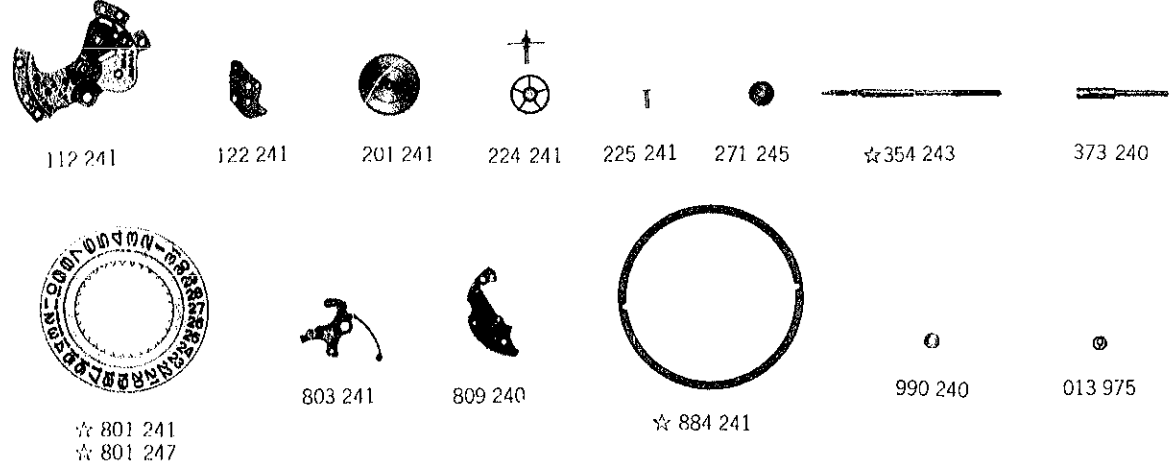


# SEIKO

Calibre No. <b>2418A</b>	Jewels <b>23j</b>	Style Name
Basic Calibre 2406A 23J Catalog No. 24-06-1		
 <p>Cal. 2418A</p>		<b>Characteristics</b> Casing diameter : 24.00 <sup>φ</sup> mm Maximum height : 4.55 mm Vibrations per hour : 28,800 Automatic and auxiliary hand winding Calendar (date) Instant date setting "Diashock" Shock Resistant Device
		

☆⇒ Please see remarks on the next page.

As for all other parts not shown here, please refer to the basic calibre

(Cal. No. **2406A** 23J Catalog No. 24-06-1 Red page).

Catalog No. 24-18-1

Calibre No. <b>2418A</b>	Jewels <b>23j</b>	Style Name	
Basic Calibre 2406A 23J Catalog No. 24-06-1			
PART NO.	LIST OF MATERIALS	PART NO.	LIST OF MATERIALS
112 241	Barrel & train-wheel bridge	011 159	Lower hole jewel for barrel
122 241	Center wheel bridge	011 212	Diashock upper cap jewel
161 240	Pallet cock	011 212	Diashock lower cap jewel
171 240	Balance cock	011 422	Upper hole jewel for differential wheel
191 240	Framework for automatic device	011 422	Lower hole jewel for differential wheel
201 241	Complete barrel with arbor & mainspring	011 505	Upper hole jewel for escape wheel
224 241	Center wheel & pinion with cannon pinion	011 505	Lower hole jewel for escape wheel
225 241	Cannon pinion	011 505	Upper hole jewel for pallet
231 240	Third wheel & pinion	011 505	Lower hole jewel for pallet
241 240	Fourth wheel & pinion	011 521	Upper hole jewel for center wheel
251 240	Escape wheel & pinion	011 521	Lower hole jewel for center wheel
261 240	Minute wheel	011 541	Upper hole jewel for 4th wheel
271 245	Hour wheel	011 541	Lower hole jewel for 4th wheel
282 240	Clutch wheel	011 542	Upper hole jewel for 3rd wheel
283 240	Winding pinion	011 542	Lower hole jewel for 3rd wheel
284 240	Crown wheel	012 123	Stud screw
285 240	Ratchet wheel	012 126	Center wheel bridge screw
301 110	Jewelled pallet fork & staff	012 126	Minute wheel bridge screw
310 240	Balance complete with stud	012 275	Bridge screw
315 240	Balance staff	012 275	Balance cock screw
331 110	Roller with jewel	012 275	Framework screw for automatic device
341 240	Regulator	012 297	Crown wheel screw
345 240	Stud holder	012 421	Transmission wheel screw
☆354 241	Winding stem	012 763	Pallet cock screw
☆354 242		012 764	Casing clamp screw
☆354 243	Joint stem (movement portion)	012 767	Setting lever spring screw
372 240	Joint stem (case portion)	012 767	Date jumper guard screw
373 240	Click	012 767	Date driving wheel screw
381 240	Click spring	012 767	Screw for setting wheel lever complete
382 030	Setting lever	013 064	Tube for screw of setting wheel lever complete
383 240	Yoke (Clutch lever)	013 065	Tube for yoke
384 240	Minute wheel bridge	013 834	(Tube for barrel & train-wheel bridge screw)
387 240	Setting lever spring	013 834	Click pin
388 240	Setting lever axle	013 836	Second reduction wheel pin
390 240	Casing clamp	013 837	Date dial guard pin
399 003	Holding ring for setting wheel lever complete	013 975	<b>Eccentric dial pin</b>
464 240	Crown wheel ring	014 413	Diashock upper frame
481 240	Dial washer	014 414	Diashock lower frame
491 180	Hour wheel ring	014 415	Diashock hole jewel with frame
493 070	Transmission wheel	014 417	Diashock spring
505 240	Oscillating weight with ball-bearing		
509 240	First reduction wheel		
511 240	Second reduction wheel		
514 240	Differential wheel		
531 240	Date finger		
556 240			
☆801 241	<b>Date dial</b>		
☆801 247	Date driving wheel		
802 240	Date dial guard		
803 241	Date jumper guard		
808 240	Date jumper		
809 240	Intermediate date wheel		
810 240	First reverser idler		
817 240	Second reverser idler		
848 240	Holding ring for dial		
851 240	Date driving wheel holder		
☆884 241	Lower hole jewel for 1st reverser idler		
990 240	Upper hole jewel for 1st reduction wheel		
011 157	Lower hole jewel for 1st reduction wheel		
011 157			
011 157			

☆⇒ Please see remarks on the next page.

Items in light letters are not shown in photos; those parts are interchangeable with the basic calibre


(Cal. No. **2406A** 23J Catalog No. 24-06-1 Red page).

Calibre No. <b>2418A</b>	Jewels <b>23j</b>	Style Name
Basic Calibre 2406A 23J Catalog No. 24-06-1		

**Remarks :**

**Winding stem** — There are three types of winding stems. Select a suitable one by referring to the photographs and the shapes in the lower diagram.

- ☆354 241 ..... a size is 3.80mm and thread is provided only on the end of the crown portion.
- ☆354 242 ..... a size is 1.26mm and thread is provided only on the end of the crown portion.
- ☆354 243 ..... a size is 7.05mm and thread is provided only on the end of the crown portion.



**Date dial**

- ☆801 241 .....Used when both the crown and the date frame are located at 3 o'clock position.
- ☆801 247 .....Used when the crown is located at 3 o'clock position and the date frame at 6 o'clock position.

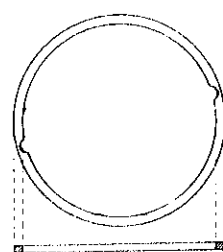
If the date dial is required in any other type, specify ① Cal. No. ② jewels ③ the crown position ④ the date frame position and ⑤ dial No.

**Holding ring for dial** — The holding ring for dial differs according to the design of the dial. Select the suitable one by the following procedures.

- ☆884 241 .....Refer to the photograph on the front page and Fig. 1.

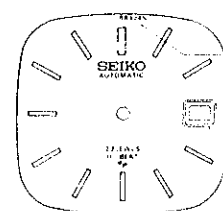
When ordering the other part than the above, specify the part number printed in the 12 o'clock direction of the dial (Refer to Fig. 2).  
If the part number of the holding ring for dial is unknown, specify ① Cal. No. ② jewels ③ dial No. and ④ case No.

(Fig. 1)



☆884 241

(Fig. 2)



The part number of the holding ring for dial to be used for this dial.