

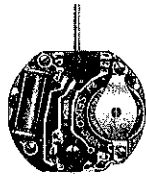
**SEIKO**

**QUARTZ**

**Cal. 4325A**

**PARTS LIST**

# Cal. 4325A



131 073



154 004



195 003



231 026



241 037



261 221



270 013



271 031



282 028



354 041



354 043



372 003



373 250



☆383 026



384 013



385 007



388 013



391 011



396 006



397 017



556 011



701 005



706 004



☆801 220



802 016



803 003



808 021



810 009



817 011



☆884 090



4001 089



4002 009



4146 006



☆4225 012



☆4242 071



4259 003



4270 020



011 541



SEIKO SB-D1

012 354	012 417	012 443	012 444	012 448	012 752	012 774	012 775	012 923	017 074
017 075	017 076	017 079	017 503	017 714	017 924				2/1

# Cal. 4325A

## Characteristics

Casing diameter:  $\phi$  18.00 mm  
 Maximum height: 4.11 mm  
 Jewels: 2j  
 Frequency of quartz crystal oscillator: 32,768 Hz (Hz=Hertz.....Cycles per second)  
 Driving system: Step motor system (2 poles)  
 Regulation system: Trimmer condenser  
 Second-setting device  
 Calendar (date)  
 Instant date setting  
 Battery life indicator: Second hand moves in two-second interval

PART NO.	PART NAME	PART NO.	PART NAME
131 073	Third wheel bridge	012 443	Circuit block screw A (Screw for holding spring for battery, screw for plus terminal of battery connection)
154 004	Fifth wheel bridge	012 444	Calendar plate screw
195 003	Calendar plate	012 448	Back plate (anti-magnetic) screw
231 026	Third wheel & pinion	012 752	Fifth wheel bridge screw
241 037	Fourth wheel & pinion	012 774	Date dial guard screw
261 221	Minute wheel	012 775	Circuit block screw B
270 013	Center minute wheel	012 923	Stopper screw for third wheel bridge
271 031	Hour wheel	017 074	Stopper tube for circuit block
282 028	Clutch wheel	017 075	Tube for third wheel bridge screw
354 041	Winding stem (12.89 mm)	017 076	Tube for circuit block screw A
354 043	Winding stem (17.89 mm)	017 079	Tube for circuit block screw B
372 003	Joint stem (movement portion)	017 503	Spacer for circuit block
373 250	Joint stem (crown portion)	017 714	Lower bush for fifth wheel
☆383 026	Setting lever	017 924	Eccentric dial pin
☆383 027		SEIKO SB-D1	Silver oxide battery
☆383 034		U.C.C.384 }	Silver oxide battery
384 013		U.C.C.392 }	
385 007	Yoke (Clutch lever)		
388 013	Yoke spring (Clutch lever spring)		
391 011	Setting lever spring		
396 006	Second setting lever		
397 017	Friction spring for fourth wheel & pinion		
556 011	Lever for unlocking stem		
701 005	Date finger		
706 004	Fifth wheel		
☆801 042	Sixth wheel & pinion		
☆801 075	Date dial		
☆801 076			
☆801 220			
☆801 226			
802 016		Date driving wheel	
803 003	Setting wheel lever complete		
808 021	Date dial guard		
810 009	Date jumper		
817 011	Intermediate date wheel		
☆884 090	Holding ring for dial		
4001 089	Circuit block		
4002 009	Coil block		
4146 006	Step rotor		
☆4225 012	Holding spring for battery		
☆4242 071	Plus terminal of battery connection		
4259 003	Back plate (Anti-magnetic)		
4270 020	Battery connection		
011 541	Upper hole jewel for step rotor		
011 541	Lower hole jewel for step rotor		
012 354	Setting lever spring screw		
012 417	Third wheel bridge screw		

☆⇨ Please see remarks on the reverse page.  
 Part numbers in light letters are not shown in photos.

# Cal. 4325A

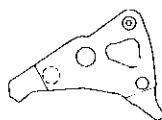
## Remarks :

### Setting lever

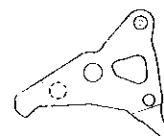
- ☆383 026 }  
☆383 027 } ..... There are three types of setting levers. Select the suitable setting lever by  
☆383 034 } referring to the shapes in the lower diagram.



☆383 026



☆383 027



☆383 034

If the combination of the setting lever and case is unknown, check the case number and refer to "SEIKO Quartz Casing Parts List" to choose an appropriate setting lever.

### Date dial

- ☆801 042 (Red figures on white background).....Used when the crown is located at **3** o'clock and the calendar frame at **6** o'clock position.  
☆801 075 (Black figures on gold background).....Used when both the crown and the calendar frame are located at **3** o'clock position.  
☆801 076 (Black figures on gold background).....Used when the crown is located at **3** o'clock and the calendar frame at **6** o'clock position.  
☆801 220 (Red figures on white background).....Used when both the crown and the calendar frame are located at **3** o'clock position.  
☆801 226 (Black figures on white background).....Used when both the crown and the calendar frame are located at **3** o'clock position.

If any other type of date dial is required, specify ① Cal. No. ② jewels ③ the crown position ④ the calendar frame position and ⑤ Dial No.

### Holding ring for dial

The type of a holding ring for dial is determined based on the design of cases and dials. Check the case number and refer to "SEIKO Quartz Casing Parts List" to choose an appropriate holding ring for dial.

### Holding spring for battery

- ☆4225 012.....Used only for case without battery hatch.

### Plus terminal of battery connection

- ☆4242 071.....Used only for case with battery hatch.