








**GORGÉ**

Calibre	 Bloc dessus	 Bloc dessous	 Ressort	 Contre-pivot	 Châton empierré
<b>KIF 6</b>					
PE 14	6-6051 Ø 18 .51	6-6002 Ø 18 .53	6-6	514	307 Ø 18
PE 14 PPM	6-6075 Ø 18 .51	6-6002 Ø 18 .53	6-6	514	307 Ø 18
43	6-6051 Ø 26 .51	6-6002 Ø 26 .53	6-6	514	307 Ø 26
PE 335	6-6071 Ø 30 .01	6-6904 Ø 30 .03	6-8	514	307 Ø 30
PE 335 PPM	6-6073 Ø 30 .01	6-6904 Ø 30 .03	6-8	514	307 Ø 30
335*	6-6074 Ø 30 .01	6-6906 Ø 30 .03	6-8	514	307 Ø 30
* remplacement					

**GREINER ELECTRONIC**

<b>KIF 6</b>					
Electronic		6-6903 Ø 11 .43	6-6	514	307 Ø 11