








ALLEMANN

| Calibre               | Bloc dessus     | Bloc dessous    | Ressort | Contre-pivot | Châton empierré |
|-----------------------|-----------------|-----------------|---------|--------------|-----------------|
| <b>KIF 1</b><br>11 ½" | 1-2590 ø 10 .31 | 1-2504 ø 10 .34 | 1-2     | 515          | 302 ø 10        |

AMIDA

|              |                 |                 |     |     |          |  |
|--------------|-----------------|-----------------|-----|-----|----------|--|
| <b>KIF 1</b> |                 |                 |     |     |          |  |
| 182          | 1-4255 ø 12 .41 | 1-4201 ø 12 .43 | 1-4 | 517 | 304 ø 12 |  |
| 410          | 1-4255 ø 11 .41 | 1-42 ø 11 .43   | 1-4 | 517 | 304 ø 11 |  |
| 420          | 1-4211 ø 11 .41 | 1-42 ø 11 .43   | 1-4 | 517 | 304 ø 11 |  |
| 460          | 1-3430 ø 10 .21 | 1-32 ø 10 .23   | 1-3 | 516 | 303 ø 10 |  |
| 502          | 1-4255 ø 12 .41 | 1-4201 ø 12 .43 | 1-4 | 517 | 304 ø 12 |  |
| 532          | 1-4255 ø 11 .41 | 1-42 ø 11 .43   | 1-4 | 517 | 304 ø 11 |  |
| 553          | 1-4255 ø 11 .41 | 1-42 ø 11 .43   | 1-4 | 517 | 304 ø 11 |  |
| 562          | 1-2152 ø 9 .31  | 1-21 ø 9 .33    | 1-2 | 515 | 302 ø 9  |  |
| 567          | 1-2152 ø 9 .31  | 1-21 ø 9 .33    | 1-2 | 515 | 302 ø 9  |  |
| 570          | 1-2251 ø 9 .31  | 1-22 ø 9 .33    | 1-2 | 515 | 302 ø 9  |  |
| 710          | 1-4211 ø 10 .41 | 1-42 ø 10 .43   | 1-4 | 517 | 304 ø 10 |  |
| 900          | 1-4255 ø 10 .41 | 1-42 ø 10 .43   | 1-4 | 517 | 304 ø 10 |  |

# AMIDA

| Calibre      | <br>Bloc dessus | <br>Bloc dessous | <br>Ressort | <br>Contre-pivot | <br>Châton empierré |
|--------------|--|---|--|---|--|
| <b>KIF 3</b> |  |   |  |   |  |
| 710          | 3-4210 ø 10 .41  | 3-42 ø 10 .43   | 3-3  | 516   | 303 ø 10   |
| 900          | 3-4252 ø 10 .41  | 3-42 ø 10 .43   | 3-3  | 516   | 303 ø 10   |
| <b>KIF 4</b> |  |   |  |   |  |
| 710          | 4-4210 ø 10 .41  | 4-42 ø 10 .43   | 4-3  | 516   | 303 ø 10   |
| 900          | 4-4252 ø 10 .41  | 4-42 ø 10 .43   | 4-3  | 516   | 303 ø 10   |
| <b>KIF 5</b> |  |   |  |   |  |
| 760          | 5/3-3431 ø 10 .21  | 5/3-32 ø 10 .23   | 5-3  | 516   | 303 ø 10   |

# BFG

|              |                 |                 |     |     |          |
|--------------|-----------------|-----------------|-----|-----|----------|
| <b>KIF 1</b> |                 |                 |     |     |          |
| 410          | 1-4051 ø 16 .51 | 1-4002 ø 16 .53 | 1-7 | 517 | 304 ø 16 |
| <b>KIF 6</b> |                 |                 |     |     |          |
| 410          | 6-6056 ø 16 .51 | 6-6005 ø 16 .53 | 6-6 | 514 | 307 ø 16 |